


Features

- Low reverse leakage
- High forward surge capability
- High reliability
- High temperature soldering guaranteed:
260°C/10seconds
- Lead and body according with RoHS standard
- Green compound with suffix "-F" on Marking



DO-214AC/SMA

Mechanical Data

- Case:DO-214AC Molded plastic
- Epoxy: UL 94V-0 rate flame retardant
- Lead: Pure tin plated, lead free

Maximum Ratings & Characteristics

Ratings at 25°C ambient temperature unless otherwise specified.

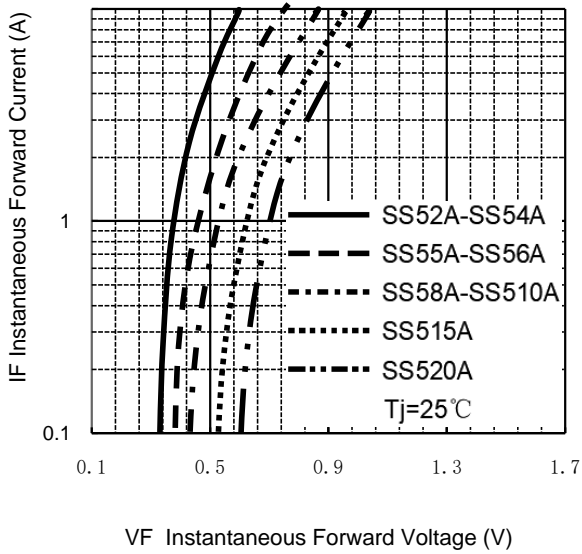
Parameter	Symbols	SS52A	SS53A	SS54A	SS55A	SS56A	SS58A	SS510A	SS515A	SS520A	Unit	
Maximum repetitive peak reverse voltage	V_{RRM}	20	30	40	50	60	80	100	150	200	V	
Maximum RMS voltage	V_{RMS}	14	21	28	35	42	56	70	105	140	V	
Maximum DC blocking voltage	V_{DC}	20	30	40	50	60	80	100	150	200	V	
Maximum average forward rectified current	$I_{F(AV)}$	5.0									A	
Non-repetitive peak forward surge current 8.3 ms singlehalf sine-wave	I_{FSM}	125									A	
@ $I_F=5.0A$ Maximum forward voltage	V_F	0.55			0.70		0.85		0.92	0.95	V	
@ V_{DC} Maximum reverse current	I_R	0.5					0.1					mA
TA= 25°C		20					10					
Typical thermal resistance (Note 1)	$R_{\theta JA}$	105									°C/W	
	$R_{\theta JL}$	35										
VR=4.0V,f=1MHz Type junction capacitance	C_J	300									pF	
Operating junction	T_J	-55 --- +125					-55 --- +150					°C
Storage temperature rang	T_{STG}	-55 --- +150									°C	

Note:

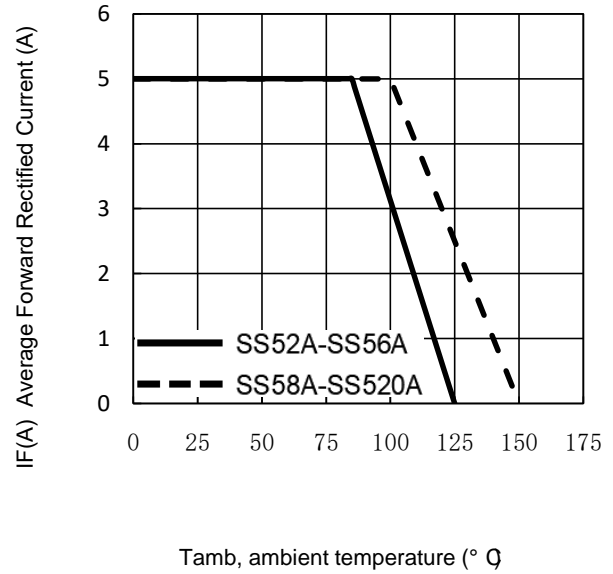
1) Thermal resistance from junction to ambient , PCB mounted.

Characteristic Curves

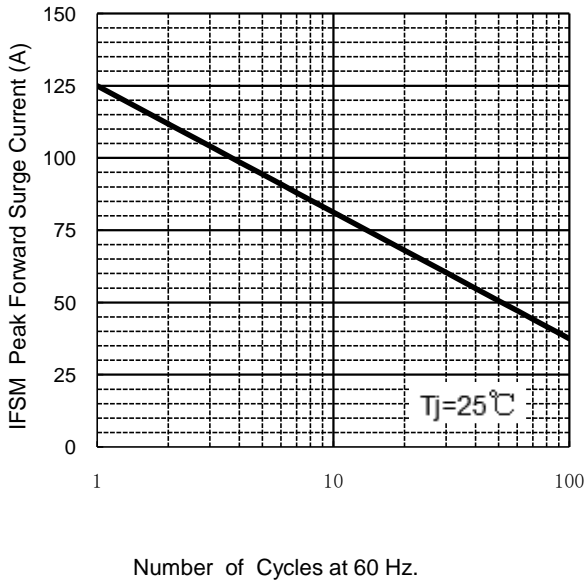
TYPICAL FORWARD CHARACTERISTIC



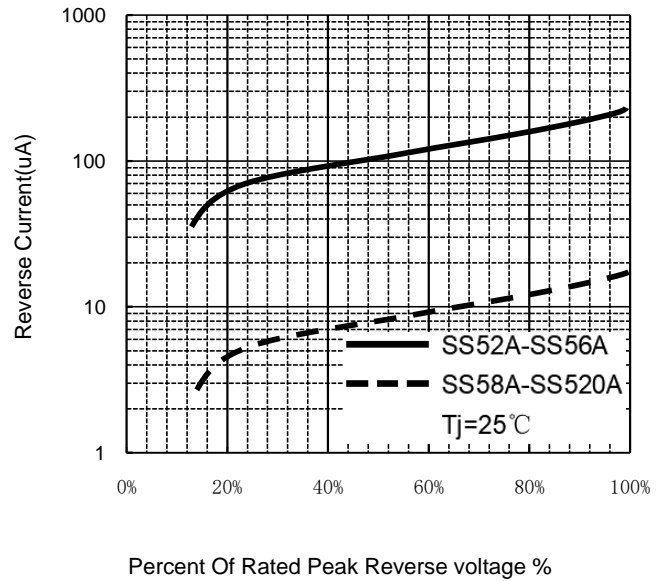
FORWARD CURRENT DERATING CURVE



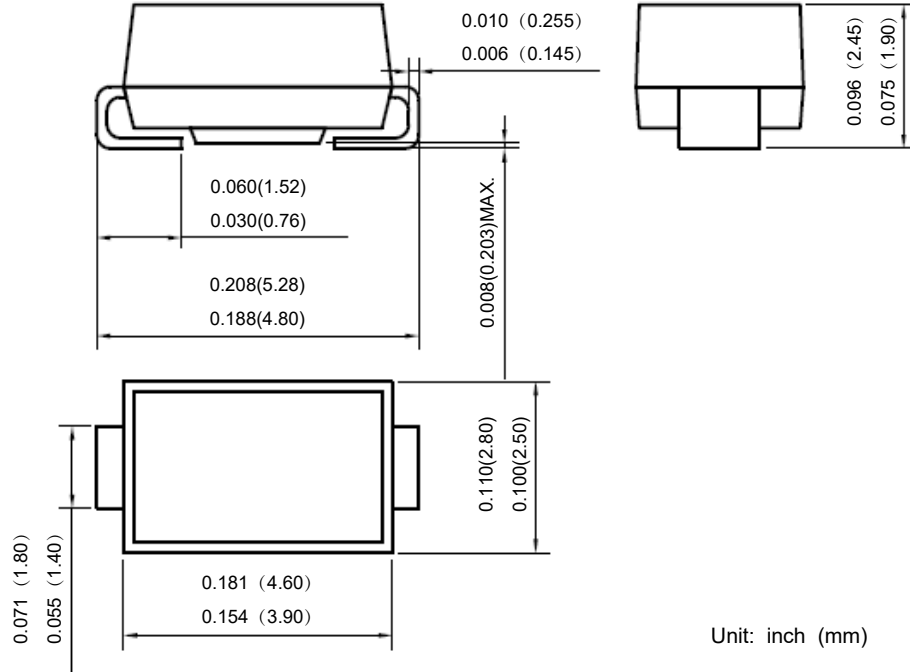
MAXIMUM NON REPETITIVE PEAK FORWARD SURGE CURRENT



Typical Reverse Characteristics



Package Outline



Package Information

Qty: 5,000/Tape and reel