


Transient Voltage Suppression Diodes Axial Leaded-6kA

Description

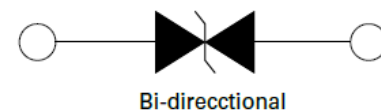
The AK6 series of high power TVS diode is specially designed for meeting severe surge test environment of both AC and DC line protection applications. It features a very fast response and ultra low clamping characteristics over traditional metal oxide (MOV) solutions. They can be connected in series and / or parallel to create a very high surge current protection solution.

Features

- Very low clamping voltage
- Ultra compact: less than one-tenth the size of traditional discrete solutions
- Sharp breakdown voltage
- Low slope resistance
- Bi-directional
- Foldbak technology for superior clamping factor
- Symmetric in leads width for easier soldering during assembly
- IEC-61000-4-2 ESD 15kV(Air), 8kV (Contact)
- ESD protection of data lines in accordance with IEC 61000-4-2
- EFT protection of data lines in accordance with IEC 61000-4-4
- Halogen-free
- RoHS compliant
- Glass passivated junction
- Pb-free E4 means 2nd level interconnect is Pb-free and the terminal finish material is silver



Functional Diagram



Maximum Ratings and Thermal Characteristics

(TA=25°C unless otherwise noted)

Parameter	Symbols	Value	Unit
Operating Storage Temperature Range	T _{STG}	-55 to +150	°C
Operating Junction Temperature Range	T _J	-55 to +125	°C
Current Rating ¹	I _{PP}	6	kA

Note:1) Rated IPP measured with 8/20µS pulse.

Transient Voltage Suppression Diodes Axial Leaded-6kA

Electrical Characteristics

Part Numbers	Part Marking	Standoff Voltage (VSO) Volts	Max. Reverse Leakage (I _R)@VSO (uA)	Typical I _R @85°C (uA)	Reverse Breakdown Voltage(V _{BR})@IT		Test Current I _T mA	Max. clamping Voltage VCL@IPP Peak Pulse Current(IPP)(Note 1)		Max.Temp Coefficient OF V _{BR} %/°C	Max. Capacitance 0 Bias 10KHZ nF
					Min Volts	Max Volts		VCL Volts	IPP Amps		
AK6 - 030C	6 - 030C	30	10	15	32	37	10	90	6,000	0.1	11.0
AK6 - 058C	6 - 058C	58	10	15	64	70	10	110	6,000	0.1	8.0
AK6 - 066C	6 - 066C	66	10	15	72	80	10	120	6,000	0.1	6.0
AK6 - 076C	6 - 076C	76	10	15	85	95	10	140	6,000	0.1	6.5
AK6 - 170C	6 - 170C	170	10	15	180	220	10	260	6,000	0.1	2.8
AK6 - 190C	6 - 190C	190	10	15	200	245	10	290	6,000	0.1	2.5
AK6 - 240C	6 - 240C	240	10	15	250	285	10	340	6,000	0.1	2.0
AK6 - 380C	6 - 380C	380	10	15	401	443	10	520	6,000	0.1	1.4
AK6 - 430C	6 - 430C	430	10	15	440	490	10	625	6,000	0.1	1.0

Physical Specifications

Weight	Contact manufacturer
Case	Epoxy encapsulated
Terminal	Silver plated leads, solderable per MIL-STD-750 Method 2026

Flow/Wave Soldering (Solder Dipping)

Peak Temperature :	265°C
Dipping Time :	10 seconds
Soldering :	1 time

Wave Solder Profile

Figure 1- Non Lead-free Profile

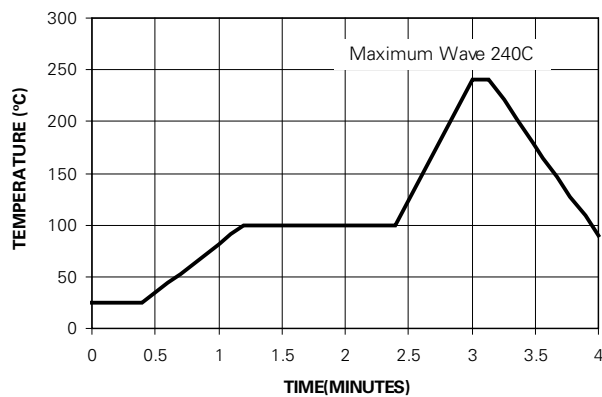
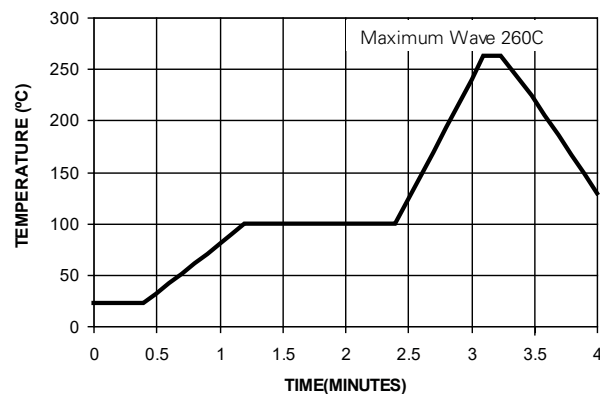


Figure 2- Lead-free Profile



Transient Voltage Suppression Diodes Axial Leaded-6kA

Ratings and Characteristic Curves (TA = 25°C unless otherwise noted)

Figure 3 - Peak Power Derating

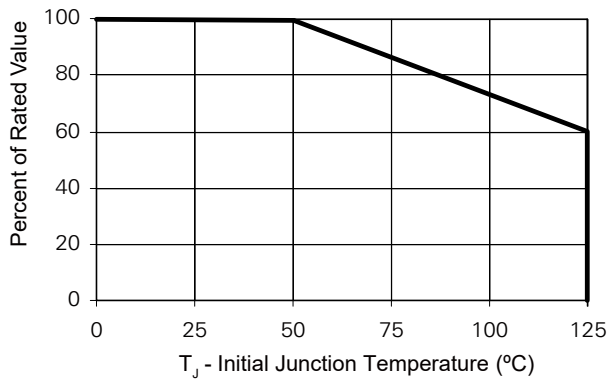


Figure 4 - Surge Response

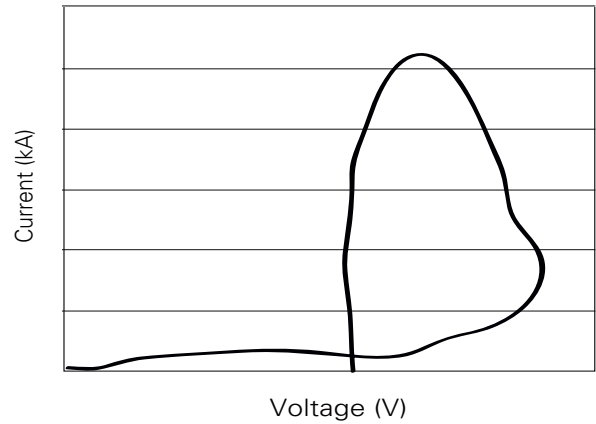


Figure 5 - Typical Peak Pulse Power Rating Curve

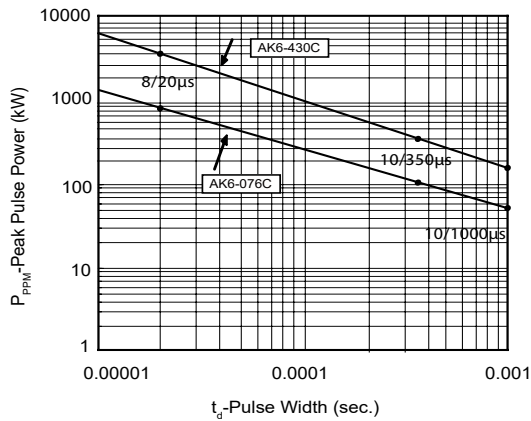


Figure 6 - Typical VBR Vs Junction Temperature

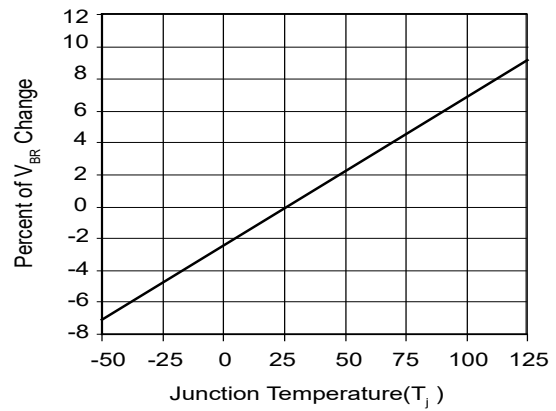


Figure 7 - Surge Response (8/20 Surge current waveform)

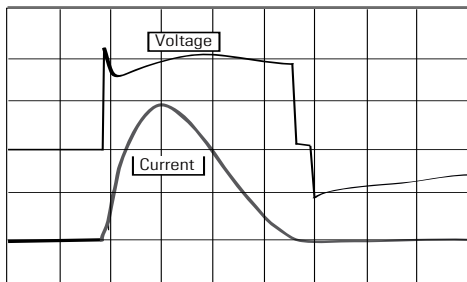
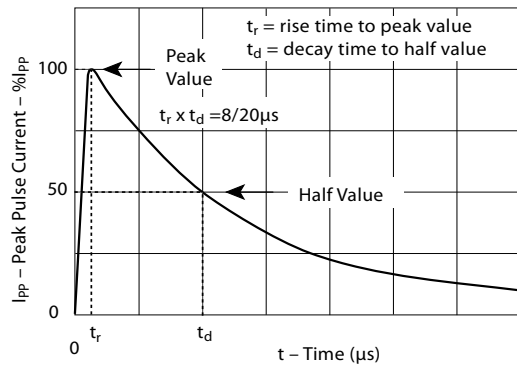


Figure 8 - Pulse Waveform

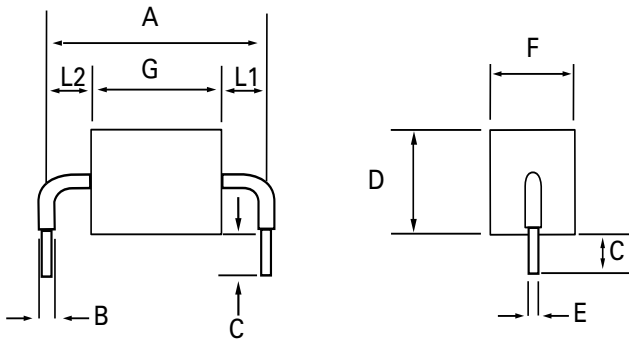


Note:

The power dissipation causes a change in avalanche voltage during the surge and the avalanche voltage eventually returns to the original value when the transient has passed.

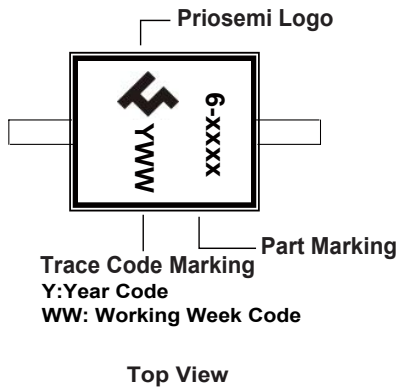
Transient Voltage Suppression Diodes Axial Leaded-6kA

Dimensions

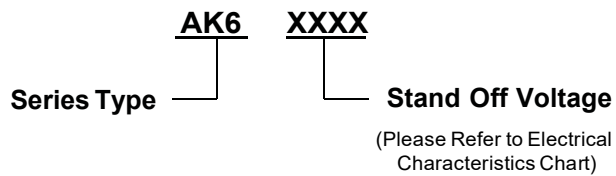


Dimensions	Inches	Millimeters
A	0.950±0.040	24.15±1.00
B	0.095±0.024	2.4±0.60
C	0.236±0.04	6.00±1.0
D	0.570 max	14.48 max
E	0.050±0.002	1.27±0.05
F	0.500 max	12.70 max
G - 030C	0.161±0.040	7.41±1.20
G - 058C/066C/076C	0.351±0.047	8.91±1.20
G - 170C/190C	0.320±0.040	8.13±1.00
G - 240C	0.370±0.040	9.4±1.00
G - 380C/430C	0.543±0.040	13.8±1.00
L1/L2	L1= L2 tolerance±0.04 inch (1.0 mm)	

Part Marking System



Part Marking System



Packing Options

Part Number	Component Package	Quantity	Packaging Option
AK6-XXXX	AK Package	56pcs/Box	Bulk