

Features

- Low reverse leakage
- Fast switching speed
- Maximum power dissipation of 200 mW
- High stability and high reliability
- Lead plating according with RoHS standard



SOD-523

Mechanical Data

- Case: SOD-523 Plastic
- Polarity: Color Band Denotes Cathode End
- Mounting Position: Anyd

Maximum Ratings & Characteristics

Ratings at 25°C ambient temperature unless otherwise specified.

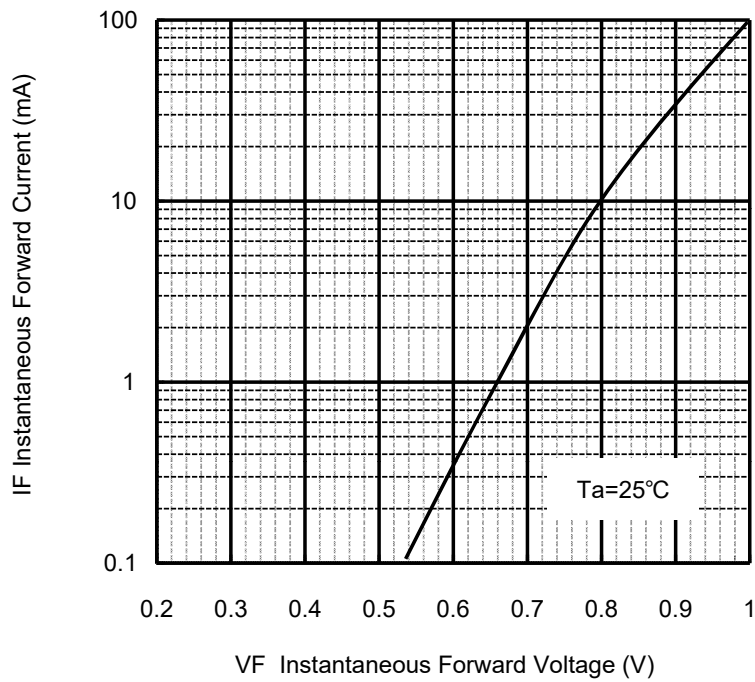
Parameter	Symbols	Value	Unit
Repetitive Peak Reverse Voltage	V_{RM}	100	V
Reverse Voltage	V_R	75	V
Maximum Average Forward Current	$I_{F(AV)}$	150	mA
Non-repetitive Peak Forward Surge Current at 1uS $t=1\mu S$	I_{FSM}	2.0	A
Forward Voltage $I_F=10mA$ $I_F=50mA$	V_{FM}	0.855 1.000	V
Reverse Current $V_R=75V$	I_{RM}	1.0	μA
Junction Capacitance (Note 1)	C_J	2.0	pF
Reverse Recovery Time (Note 2)	T_{RR}	4.0	nS
Power Dissipation	P_D	200	mW
Type Thermal Resistance	$R_{\theta JA}$	400	°C/W
Operating Junction and Storage Temperature Range	T_J, T_{STG}	-55 --- +150	°C

Note:

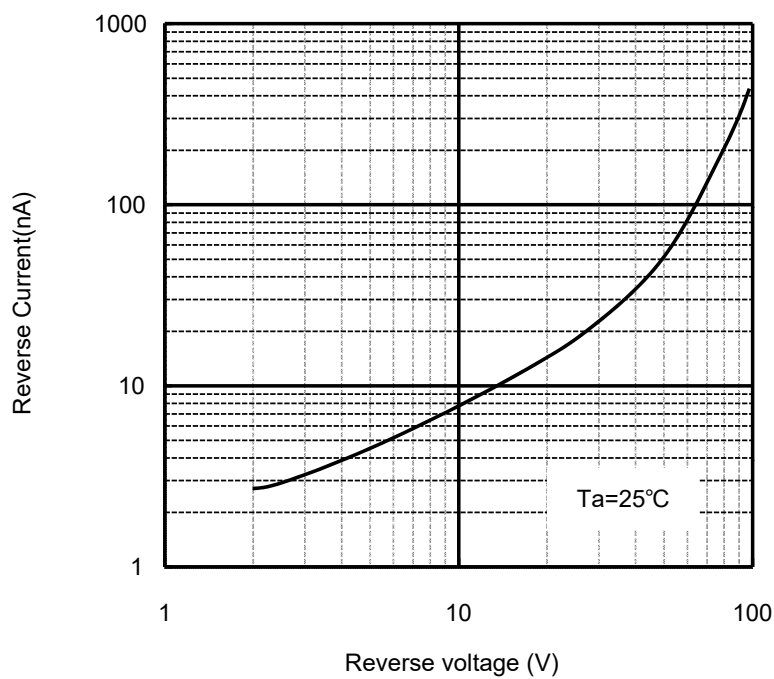
- 1) C_J at $V_R=0$, $f=1.0MHz$;
- 2) $I_F=10mA$ to $I_R=1.0mA, V_R=6.0V$, $R_L=100\Omega$;

Characteristic Curves

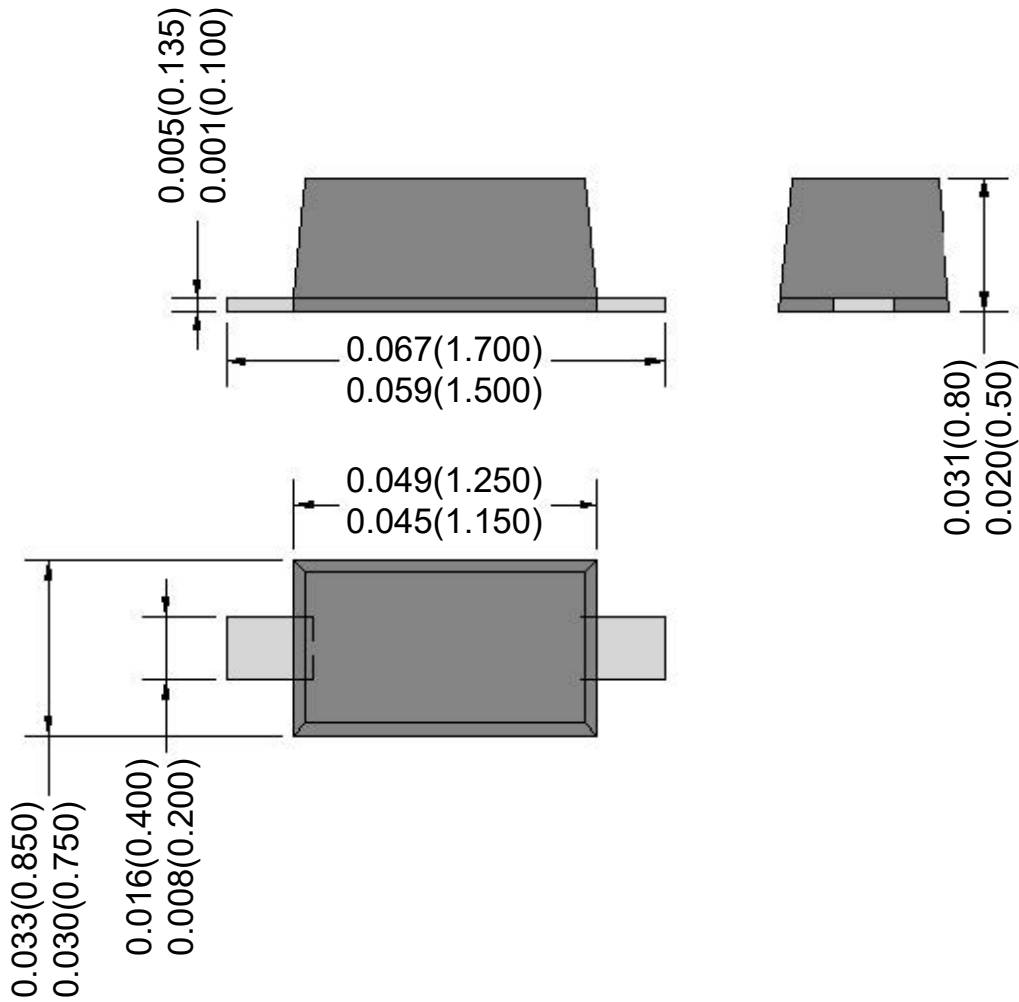
TYPICAL FORWARD CHARACTERISTIC



TYPICAL REVERSE CHARACTERISTICS



Package Outline



Package Information

Qty: 3,000pcs/Tape and reel